

SANITIZING SOFT CASE

POWERED BY UVC LED TECHNOLOGY



Have a Question?

Please do not return this product to the retailer.

Call Us First!

**Our customer service and product experts are ready to answer
ALL your questions. Please call our TOLL-FREE
customer service number at: 1-855-926-6247
or visit us online at www.conaircanada.ca**

INSTRUCTION BOOKLET FOR MODEL SNSC26CTXC

For your safety and continued enjoyment of this product,
always read the instruction book carefully before using.

IB-17053

IMPORTANT SAFETY INSTRUCTIONS

When using an electrical appliance, especially when children are present, precautions should always be taken, including the following:

READ ALL INSTRUCTIONS BEFORE USING

DANGER — Any appliance is electrically live, even when the switch is off, to reduce the risk of death or injury by electric shock:

1. Always unplug appliance from electrical outlet immediately after using.
2. Do not place or store appliance where it could fall or be pulled into a tub or sink.
3. Do not use appliance while bathing or in the shower.
4. Do not place appliance in or submerge into water or other liquids.
5. If appliance has fallen into water, do not reach for it. Unplug immediately.
6. Unplug this appliance before cleaning.

DO NOT REACH INTO THE WATER

WARNING — To reduce the risk of burns, electric shock, fire, or injury to persons:

1. Read all instructions before using.
2. Keep UV Soft Case away from infants and children. This is not a toy.
3. Do not sit on or against or crush UV soft case.
4. Never pull UV Soft Case by adaptor or cord - carry by handle and with lid fully zippered close to avoid any damage.
5. Keep the UV Soft Case away from heated surfaces.

6. Never drop anything or throw anything with force into the soft case to avoid damaging the rack or any LED bulbs. Gently place items meant for sanitizing.
7. Do not pour water, liquids, gels, creams into the soft case to avoid damaging any LED bulbs - only solid dry items/ enclosed containers are intended to be sanitized in this unit.
8. Use only in a dry area. Do not place or store appliance where it can fall or be pulled into a tub or sink.
9. Do not immerse this UV Soft Case in water or other liquids. Follow the instructions in the "Cleaning and Maintenance" section to clean the exterior of the UV Soft Case.
10. Never operate this UV Soft Case if it is damaged. If it is not working properly, return to an authorized service centre for examination and repair.
11. The unit is made of precision parts. Do not dismantle, tamper, re-assemble or modify the UV soft case in any way. Do not drop the unit and protect it from strong impacts.
12. There are no user serviceable parts. If for any reason this uv soft case does not function satisfactorily, return to authorized service centre at address given. Do not attempt to repair it yourself.
13. This is uv soft case is not a toy. If unit is damaged or opened, or leaking is found, discard immediately out of reach of children.
14. Do not use this Sanitizing Soft Case in the presence of flammable anesthetic mixtures with air or with oxygen or nitrous oxide.
15. Zip up the bag completely, keep the safety interlock (magnetic strips) in place, before sanitizing.
16. Keep operation away from strong magnetic field objects.
17. Please use the special adapter that comes with the product. Do not plug this device to the personal computer.
18. Do not expose to eyes and skin.
19. Do not press, beat or trample on this product.
20. Keep the product dry when it is not used for a long time, and do not store it in

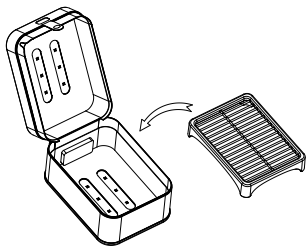
humid environment.

21. This product is only used for family use. The company will not be responsible for any accident or injury caused by commercial use, improper use or non-compliance with this manual.

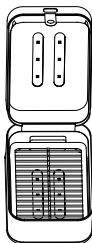
SAVE THESE INSTRUCTIONS FOR HOUSEHOLD USE ONLY

OPERATING INSTRUCTIONS

1. Unzip and place plastic rack inside.



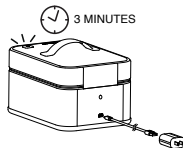
2. Put into dry items that are to be sanitized and keep them tiled without overlapping.



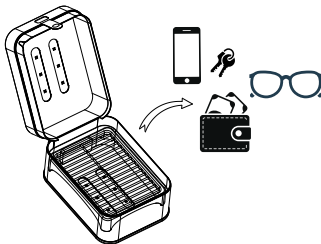
3. Zip up completely and plug in power adaptor (5V 2A) Safety interlock in place.



4. Press button to start sanitizing. the LED indicator is flickering, and sanitization lasts for 3 minutes.



5. Take out items when the process completes with indicator stop flickering. Tray can be kept inside for next use.



APPLICATION

Suitable for small electronic and household items such as: cell phones, wallets, eye glasses, keys, school supplies.

SAFETY PROTECTION

Built-in particular safety switch, the UV LED light will be shut off once the sanitizing bag is opened.

SANITIZATION PRINCIPLE

UVC LED light kills bacteria by destroying DNA or RNA, to stop them from reproducing and generating.

UVC LED DEODORIZATION

UVC waves can be used for deodorizing by disintegrating the molecule of odors.

SETTINGS

- Press ON/OFF switch once to start sanitization when the safety interlocks are in place.
- Press the ON/OFF switch once to stop sanitization anytime.
- Indicator light color: blue
- Sanitization cycle: 3 minutes
- Auto off after 3 minutes
- When sanitization cycle finished, UVC LEDs stop. Sanitization cycle timer reset.
- When safety interlock not in place, UVC LEDs stop. Sanitization cycle timer reset.
- During the sanitizing process, when you press the on/off switch to stop, or when you suddenly open the top lid, the sanitization cycle timer will reset.

INDICATOR STATEMENT

STATUS	INDICATOR
Connect adapter to Soft Case	Flashes 3 times and then goes off
Switch pressed and sanitization started	Breathing blue
Sanitization completed	Off
Safety interlock is not in place	Off
ON/OFF button is pressed, when the interlock is not in place	Flashes 3 times

INTRODUCTION

Thank you for purchasing the ConairCare® UV Sanitizing Soft Case. This is a sanitizing storage bag powered by UVC LED technology. One click achieves 99.9% of sanitization within just 3 minutes. This product is intended for at home personal use.



1. Window

2. Zipper puller

3. Safety interlock

4. Reflective lining

5. Reflective plate

6. ON/OFF switch

7. UVC LED

8. Adapter and USB cable

9. Plastic rack

12 UVC LEDS: 6 bottom + 6 on top

Reflective interior panels: Lining the entire interior of the soft case to maximize area covered of the UV lights.

ONE BUTTON PUSH START: Begins the 3 minute sanitizing cycle at one touch.

LIGHT INDICATING WINDOW: Turns on when cycle starts for entire duration, turns off once complete.

MAGNETIC LOCK: Ensures UV soft case is properly closed for your safety during the sanitization cycle. Cycle will stop if the UV bag is opened mid cycle. Additional magnetic strips occupy in front of the zipper (once closed) to add further security.

USB CORD & ADAPTOR: Powered by USB connection.

DOUBLE ZIPPER PULLERS & COMFORTABLE CARRY HANDLE

PU EXTERIOR: For a sleek look & feel.

TIMER FEATURE: UV bag sanitizing cycle will automatically shut off after 3 minutes.

TECHNICAL PARAMETERS

1. **Product Name:** UVC SANITIZING SOFT CASE
2. **Model:** SNSC26CTXC
3. **Input:** 5V DC 2A
4. **LED beads:** 12 pieces
5. **Dimension:** 10.5" W x 7.5"D x 6"H
6. **Net weight:** 800g
7. **Wavelength:** 270~285nm
8. **Power supply interface:** Micro-USB
9. **LED lifespan:** 1000 hours
10. **Temperature:** Working temperature: 0°C to 40°C
Storage temperature: -20°C to 55°C

PACKING LIST:

- 1. Sanitizing bag x 1**
- 2. Adapter x 1**
- 3. USB Cable x 1**
- 4. User Manual x 1**
- 5. Sanitization testimonial x 1**
- 6. Plastic rack x 1**

HOW TO CLEAN

Do not launder in a machine, hand wash, immerse or get near water. Wipe the exterior with a dry cloth when needed.

MAINTENANCE

- 1. Store in a secure place away from excessive heat or sharp objects. If not in use, remove the USB cord adaptor from the power source**
- 2. If the unit or cord adaptor is damaged or does not operate properly, return it to an authorized service center. A Conair authorized service centre should perform any required servicing.**
- 3. Never allow the power supply cord to be excessively pulled or twisted. Inspect the cord frequently for damage. Stop use immediately if damage is visible or if unit stops or operates intermittently.**

THREE YEAR LIMITED WARRANTY (U.S. AND CANADA ONLY)

Conair will (at our option) repair or replace your appliance free of charge for 36 months from the date of purchase if the appliance is defective in workmanship or materials.

To obtain service under this warranty, return the defective product to the service centre listed below, together with your purchase receipt. In the absence of a purchase receipt, the warranty period shall be 36 months from the date of manufacture. **ANY IMPLIED WARRANTIES, OBLIGATIONS OR LIABILITIES, INCLUDING BUT NOT LIMITED TO THE IMPLIED WARRANTY OF MERCHANTABILITY AND FITNESS FOR A PARTICULAR PURPOSE, SHALL BE LIMITED IN DURATION TO THE 36 MONTH DURATION OF THIS WARRANTY.**

IN NO EVENT SHALL CONAIR BE LIABLE FOR ANY SPECIAL, INCIDENTAL OR CONSEQUENTIAL DAMAGES FOR BREACH OF THIS OR ANY OTHER WARRANTY, EXPRESS OR IMPLIED, WHATSOEVER.

This warranty gives you special legal rights, and you may also have other rights which vary from province to province.

SERVICE CENTRE/ SERVICE APRÈS-VENTE :

100 Conair Parkway,
Woodbridge, Ontario
L4H 0L2
1-855-926-6247

Visit our Web site/ Visitez notre site Web : www.conaircanada.ca

Consumer Call Centre E-mail/ Courriel du centre d'appels à la clientèle :

Consumer_Canada@Conair.com

©2020 Conair Consumer Products ULC
SNSC26CTXC

20CN076023